

Product data sheet

FYG32

Pressure switch, FYG, pressure range 10.5 bar, adjustable scale, 2NC, 2 thresholds

Main

Range of product	Telemecanique Pressure sensors XM
Pressure sensor type	Electromechanical pressure sensor
Product or component type	Electromechanical pressure sensor
Pressure sensor name	FYG
Product specific application	Not applicable
ETIM classification	ETIM 9 - EC000243 - Pressure switch
Enclosure material	PS
Materials in contact with fluid	Nitrile nylon 6/6 zinc plated steel
Pressure switch type of operation	Regulation between 2 thresholds
Operating position	Any position
Pressure sensor size	10.5 Bar
Maximum permissible accidental pressure	15 Bar
Maximum permissible pressure - per cycle	13 Bar
Destruction pressure	20 Bar
Pressure actuator	Diaphragm
Possible differential minimum at low setting	1.9 Bar
Possible differential maximum at high setting	3.4 Bar
Possible differential minimum at high setting	2.3 Bar
Controlled fluid	Fresh water (0-70 °C), sea water (0-70 °C)
Fluid connection type	G 1/4 (female) conforming to ISO 228
Local display	Without
Scale type	Adjustable differential
Setting	Internal
Standards	CE IEC 60730
Indivisible sale quantity	1

The information provided in this documentation contains general descriptions and/or technical characteristics of the performance of the products contained herein.
This documentation is not intended as a substitute for and is not to be used for determining suitability or reliability of these products for specific user applications.
It is the duty of any such user or integrator to perform the appropriate and complete risk analysis, evaluation and testing of the products with respect to the relevant specific application or use thereof.
Neither TMSS Holding nor any of its affiliates or subsidiaries shall be responsible or liable for misuse of the information contained herein.

Complementary

Mechanical durability	1000000 cycles
Cable entry	2 cable entries with grommet
Repeat accuracy	2 %
Electrical durability	100000 cycles, operating rate <10 cyc/mn
Electrical connection	Screw-clamp terminals, clamping capacity: 1 x 1...2 x 2 mm²
Electrical circuit type	Power circuit
Contacts type and composition	2 NC snap action
Terminals description ISO n°1	(1-2)NC (3-4)NC
Operating rate	10 c.p.m
[Uimp] rated impulse withstand voltage	6 kV conforming to IEC 60947-1
[Ui] rated insulation voltage	500 V conforming to IEC 60947-1
[In] rated current	10 A at 250 V AC conforming to IEC 60730-1
Electrical shock protection class	Class I conforming to IEC 536
Short-circuit protection	20 A cartridge fuse, type gG
Adjustable range of switching point on rising pressure	5.6000...10.5000 bar
Adjustable range of switching point on falling pressure	2.6000...8.2000 bar
Terminal block type	4 terminals
Possible differential maximum at low setting	3 Bar
Motor power kW	0.75 kW/1 hp at 110 V AC, 1 phase, 1.1 kW/1.5 hp at 110 V AC, 3 phases, 1.5 kW/2 hp at 230 V AC, 1 phase, 1.5 kW/2 hp at 400 V AC, 1 phase, 2.2 kW/3 hp at 230 V AC, 3 phases, 2.2 kW/3 hp at 400 V AC, 3 phases
Possible differential minimum at middle setting	2.1 Bar
Possible differential maximum at middle setting	3.2 Bar
Height	94 mm
Width	72 mm
Depth	102 mm
Product weight	0.34 kg

Environment

IP degree of protection	IP20 conforming to IEC 60529
Ambient air temperature for operation	0...45 °C
Ambient air temperature for storage	-30...80 °C
Protective treatment	TC

Offer Sustainability

California proposition 65	WARNING: This product can expose you to chemicals including: Diisononyl phthalate (DINP), which is known to the State of California to cause cancer, and Di-isodecyl phthalate (DIDP), which is known to the State of California to cause birth defects or other reproductive harm. For more information go to www.P65Warnings.ca.gov

Warranty

Warranty	18 months

Packing Units

Country of origin	CZ (Czech Republic) MA (Morocco)
Unit type of package 1	PCE
Number of units in package 1	1
New Package 1 GTIN-13	3666916082461
Package 1 height	7.5 cm
Package 1 width	10.5 cm
Package 1 length	11 cm
Package 1 weight	0.34 kg
Unit type of package 2	S03
Number of units in package 2	25
New Package 2 GTIN 14	13666916082468
Package 2 height	30 cm
Package 2 width	30 cm
Package 2 length	40 cm
Package 2 weight	10.007 kg
Unit type of package 3	CAR
Number of units in package 3	1
New Package 3 GTIN 14	23666916082465
Package 3 height	10.5 cm
Package 3 width	7.5 cm
Package 3 length	10.3 cm
Package 3 weight	0.36 kg

Technical Drawings

Dimensions

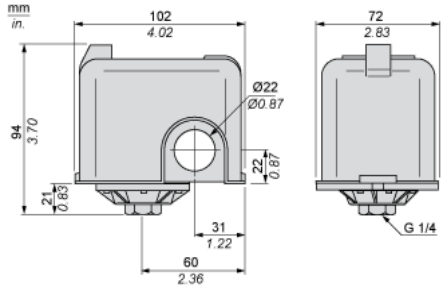

Wiring Diagram

Connections



Curves

Operating Curves

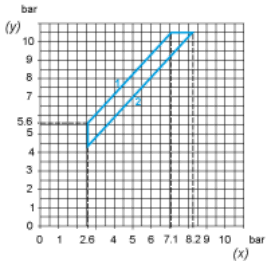

- (y) Rising pressure
- (x) Falling pressure
- 1 : Maximum differential
- 2 : Minimum differential

Curves

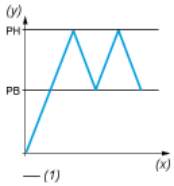

- (y) Rising pressure
- (x) Falling pressure
- 1 : Maximum differential
- 2 : Minimum differential
- (y) Pressure
- (x) Time
- (1) Adjustable value