

Product data sheet

XCKMR54D1H29

Limit switch XCKMR, stay-put crossed rods, 2NC+2NC, M20 cable entry

Main

Range of product	OsiSense XC
Series name	Special format
Product or component type	Limit switch
Device short name	XCKMR
Product specific application	For hoisting and mechanical handling applications
ETIM classification	ETIM 9 - EC000030 - End switch
Body type	Fixed
Head type	Rotary head
Material	Metal
Body material	Zamak
Head material	Zamak
Fixing mode	By the body
Movement of operating head	Rotary
Type of operator	Stay put crossed rods lever metal square rod 6 mm, L = 200 mm
Switch actuation	By any moving part
Type of approach	Lateral approach, 2 directions
Number of poles	4
Product certifications	CCC CE CSA UL
Standards	CSA C22.2 No 14 IEC 60947-5-1 UL 508
Indivisible sale quantity	1

Complementary

Mechanical durability	2000000 cycles
Number of steps	5 electrical positions
Minimum torque for tripping	0.5 N.m
Minimum actuation speed	6 m/mn
Maximum actuation speed	1.5 m/s actuation point on the rod between 65 and 95 mm

The information provided in this documentation contains general descriptions and/or technical characteristics of the performance of the products contained herein.
This documentation is not intended as a substitute for and is not to be used for determining suitability or reliability of these products for specific user applications.
It is the duty of any such user or integrator to perform the appropriate and complete risk analysis, evaluation and testing of the products with respect to the relevant specific application or use thereof.
Neither TMSS Holding nor any of its affiliates or subsidiaries shall be responsible or liable for misuse of the information contained herein.

Cable entry	3 entries tapped for M20 x 1.5 cable gland, cable outer diameter: 7-13 mm
Contact code designation	A300, AC-15 (Ue = 240 V), Ie = 3 A, Ithe = 10 A conforming to IEC 60947-5-1 appendix A, Q150, DC-13 (Ue = 125 V), Ie = 0.55 A conforming to IEC 60947-5-1 appendix A
Electrical connection	Screw-clamp terminals, clamping capacity: 1 x 0.5...2 x 2.5 mm²
Positive opening	With
Positive opening minimum torque	0.75 N.m
Contact block per direction [control circuit]	1 per direction
Contacts insulation form	Zb
Contacts type and composition	2 x (2 NC)
Terminals description ISO n°1	(11-12)NC (21-22)NC
Contact operation	Slow-break, staggered
[Uimp] rated impulse withstand voltage	6 kV conforming to IEC 60664, 6 kV conforming to IEC 60947-1
[Ui] rated insulation voltage	300 V conforming to UL 508, 300 V conforming to CSA C22.2 No 14, 500 V (pollution degree 3) conforming to IEC 60947-1
Resistance across terminals	25 MOhm conforming to IEC 60255-7 category 3
Electrical shock protection class	Class I conforming to IEC 60536
Short-circuit protection	10 A cartridge fuse, type gG
Width	200 mm
Depth	59 mm
Product weight	0.55 kg

Environment

IK degree of protection	IK07 conforming to IEC 62262
IP degree of protection	IP66 conforming to IEC 60529
Ambient air temperature for operation	-40...70 °C
Ambient air temperature for storage	-40...85 °C
Shock resistance	50 gn conforming to IEC 60068-2-27
Vibration resistance	25 gn (f= 10-500 Hz) conforming to IEC 60068-2-6
Protective treatment	TC

Offer Sustainability

California proposition 65	WARNING: This product can expose you to chemicals including: Diisononyl phthalate (DINP), which is known to the State of California to cause cancer, and Di-isodecyl phthalate (DIDP), which is known to the State of California to cause birth defects or other reproductive harm. For more information go to www.P65Warnings.ca.gov

Warranty

Warranty	18 months

Packing Units

Country of origin	ID (Indonesia)
Unit type of package 1	PCE
Number of units in package 1	1
New Package 1 GTIN-13	3666916057827
Package 1 height	9.5 cm
Package 1 width	8 cm
Package 1 length	20 cm
Package 1 weight	0.684 kg
Unit type of package 2	S02
Number of units in package 2	6
New Package 2 GTIN 14	13666916057824
Package 2 height	15 cm
Package 2 width	30 cm
Package 2 length	40 cm
Package 2 weight	4.931 kg
Unit type of package 3	CAR
Number of units in package 3	1
New Package 3 GTIN 14	23666916057821
Package 3 height	9.2 cm
Package 3 width	8 cm
Package 3 length	19.5 cm
Package 3 weight	0.746 kg

Technical Drawings

Dimensions

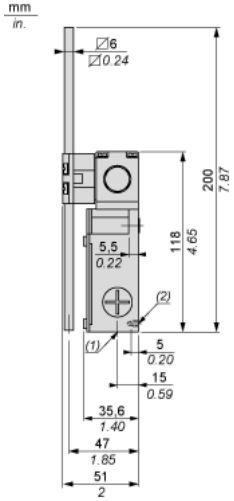

- (1) 3 tapped entries ISO M20x1.5
- (2) 2 centring holes Ø 3.9 ± 0.2, for cover fixing holes alignment.

Wiring Diagram

2 x 2-pole NC+NC Break Before Make, Slow Break (Non Interchangeable Contacts)

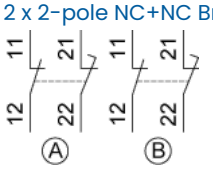

Functionnal Diagram

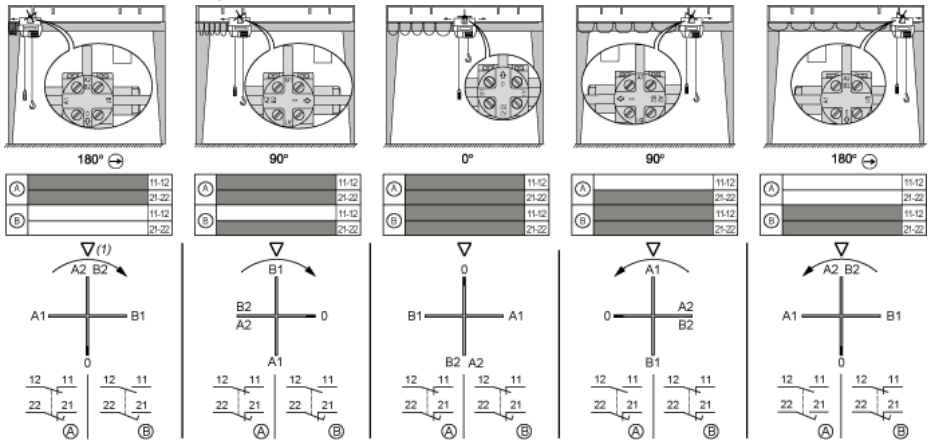

- (1) Triangle symbol marked on top of head.