

# Product data sheet

# XT232A1FAL2

Capacitive sensor, XT, Ø32, plastic, Sn 20 mm, NO, cable 2 m, 24...240 VAC, non-flush, 2 wires

## Main

| | |
|---|---|
| Sensor name | XT2 |
| Sensor type | Capacitive proximity sensor |
| Sensor design | Cylindrical Ø 32 mm plain |
| Product specific application | Detection of insulated or conductive materials |
| ETIM classification | ETIM 9 - EC002715 - Capacitive proximity switch |
| Body type | Fixed |
| Material | Plastic |
| Enclosure material | Plastic |
| [Sn] nominal sensing distance | 20 mm |
| Wiring technique | 2-wire |
| Detector flush mounting acceptance | Non flush mountable |
| Delay response | 30 ms |
| Product certifications | cULus |
| Marking | CE |
| Standards | IEC 60947-5-2 |
| Indivisible sale quantity | 1 |

## Complementary

| | |
|---|---|
| Sensing range | > 15...40 mm |
| Repeat accuracy | < 5 % Sr |
| Electrical connection | Cable |
| Cable length | 2 m |
| Wire insulation material | PVC |
| Supply voltage limits | 20-265 V AC |
| [Us] rated supply voltage | 24...240 V AC 50...60 Hz, 24 V DC |
| Maximum switching current | 300 mA |
| Voltage drop | <10 V (closed) |
| Current consumption | < 4 mA |
| Setting-up | Sensitivity by potentiometer |

The information provided in this documentation contains general descriptions and/or technical characteristics of the performance of the products contained herein.
This documentation is not intended as a substitute for and is not to be used for determining suitability or reliability of these products for specific user applications.
It is the duty of any such user or integrator to perform the appropriate and complete risk analysis, evaluation and testing of the products with respect to the relevant specific application or use thereof.
Neither TMSS Holding nor any of its affiliates or subsidiaries shall be responsible or liable for misuse of the information contained herein.

| | |
|---|---|
| Status LED | Output state indication: 1 LED (yellow) |
| Output circuit type | AC |
| Type of output signal | Discrete |
| Length of developed helical travel | 80 mm |
| Detection face | Frontal |
| Discrete output function | 1 NO |
| Switching frequency | <= 15 Hz |
| Differential travel | < 1...20 % Sr |
| Delay first up | 200 ms |
| Delay recovery | 30 ms |
| Size | 80 mm |
| Product weight | 0.4 kg |

## Environment

| | |
|---|---|
| IP degree of protection | IP67 double insulation conforming to IEC 60529 |
| Shock resistance | 30 gn for 11 ms conforming to IEC 60068-2-27 |
| Vibration resistance | 10 gn amplitude = 1 mm (f = 10-55 Hz) conforming to IEC 60068-2-6 |
| Resistance to fast transients | 2 kV conforming to IEC 61000-4-4 |
| Resistance to electromagnetic fields | 3 V/m conforming to IEC 61000-4-3 |
| Resistance to electrostatic discharge | 4 kV contact conforming to IEC 61000-4-2, 8 kV air conforming to IEC 61000-4-2 |

## Offer Sustainability

| | |
|---|---|
| California proposition 65 | WARNING: This product can expose you to chemicals including: Diisononyl phthalate (DINP), which is known to the State of California to cause cancer, and Di-isodecyl phthalate (DIDP), which is known to the State of California to cause birth defects or other reproductive harm. For more information go to www.P65Warnings.ca.gov |

## Warranty

| | |
|---|---|
| Warranty | 18 months |

## Packing Units

| | |
|---|---|
| Country of origin | CN (China) |
| Unit type of package 1 | PCE |
| Number of units in package 1 | 1 |
| New Package 1 GTIN-13 | 3666916020067 |
| Package 1 height | 4 cm |
| Package 1 width | 13 cm |
| Package 1 length | 14 cm |
| Package 1 weight | 0.35 kg |
| Unit type of package 2 | S02 |

| | |
|---|---|
| Number of units in package 2 | 25 |
| New Package 2 GTIN 14 | 13666916020064 |
| Package 2 height | 15 cm |
| Package 2 width | 30 cm |
| Package 2 length | 40 cm |
| Package 2 weight | 5.635 kg |
| Unit type of package 3 | BAG |
| Number of units in package 3 | 1 |
| New Package 3 GTIN 14 | 23666916020061 |
| Package 3 height | 4 cm |
| Package 3 width | 14 cm |
| Package 3 length | 13 cm |
| Package 3 weight | 0.208 kg |

## Technical Drawings

### Dimensions

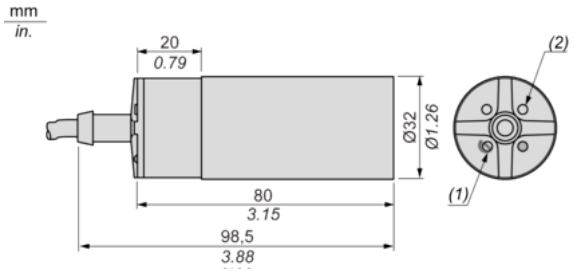


(1)
(2)

### Dimensions

Mounting Accessory Included

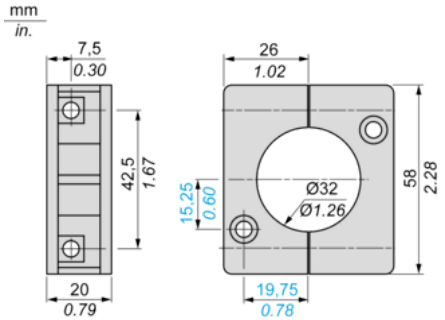

## Setting-up

Minimum Mounting Distances (mm)

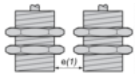

Minimum Mounting Distances (mm)

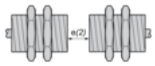

Minimum Mounting Distances (mm)

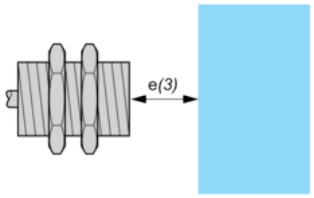


Minimum Mounting Distances (mm)

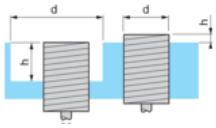


Side by side
e(1) ≥
Face to face
e(2) ≥
Facing a metal object
e(3) ≥
Mounted in support
d ≥
h ≥

## Adjustment

Sensitivity Adjustment

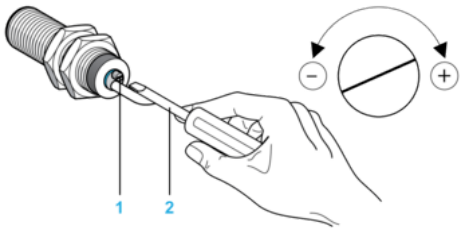


(1)
(2)

## Wiring Diagram

Pre-cabled

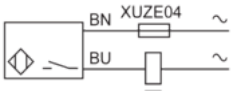


2-wire AC NO Output
(BU)
(BN)