

Product data sheet

XT232A1FBL2

Capacitive sensor, XT, Ø32, plastic, Sn 20 mm, NC, cable 2 m, 24...240 VAC, non-flush, 2 wires

Main

Sensor name	XT2
Sensor type	Capacitive proximity sensor
Sensor design	Cylindrical Ø 32 mm plain
Product specific application	Detection of insulated or conductive materials
ETIM classification	ETIM 9 - EC002715 - Capacitive proximity switch
Body type	Fixed
Material	Plastic
Enclosure material	Plastic
[Sn] nominal sensing distance	20 mm
Wiring technique	2-wire
Detector flush mounting acceptance	Non flush mountable
Delay response	30 ms
Product certifications	cULus
Marking	CE
Standards	IEC 60947-5-2
Indivisible sale quantity	1

Complementary

Sensing range	> 15...40 mm
Repeat accuracy	< 5 % Sr
Electrical connection	Cable
Cable length	2 m
Wire insulation material	PVC
Supply voltage limits	20-265 V AC
[Us] rated supply voltage	24...240 V AC 50...60 Hz
Maximum switching current	300 mA
Voltage drop	<10 V (closed)
Current consumption	< 4 mA
Setting-up	Sensitivity by potentiometer

The information provided in this documentation contains general descriptions and/or technical characteristics of the performance of the products contained herein.
This documentation is not intended as a substitute for and is not to be used for determining suitability or reliability of these products for specific user applications.
It is the duty of any such user or integrator to perform the appropriate and complete risk analysis, evaluation and testing of the products with respect to the relevant specific application or use thereof.
Neither TMSS Holding nor any of its affiliates or subsidiaries shall be responsible or liable for misuse of the information contained herein.

Status LED	Output state indication: 1 LED (yellow)
Output circuit type	AC
Type of output signal	Discrete
Length of developed helical travel	80 mm
Detection face	Frontal
Discrete output function	1 NC
Switching frequency	<= 15 Hz
Differential travel	< 1...20 % Sr
Delay first up	200 ms
Delay recovery	30 ms
Size	80 mm
Product weight	0.4 kg

Environment

IP degree of protection	IP67 double insulation conforming to IEC 60529
Shock resistance	30 gn for 11 ms conforming to IEC 60068-2-27
Vibration resistance	10 gn amplitude = 1 mm (f = 10-55 Hz) conforming to IEC 60068-2-6
Resistance to fast transients	2 kV conforming to IEC 61000-4-4
Resistance to electromagnetic fields	3 V/m conforming to IEC 61000-4-3
Resistance to electrostatic discharge	4 kV contact conforming to IEC 61000-4-2, 8 kV air conforming to IEC 61000-4-2

Offer Sustainability

California proposition 65	WARNING: This product can expose you to chemicals including: Diisononyl phthalate (DINP), which is known to the State of California to cause cancer, and Di-isodecyl phthalate (DIDP), which is known to the State of California to cause birth defects or other reproductive harm. For more information go to www.P65Warnings.ca.gov

Warranty

Warranty	18 months

Packing Units

Country of origin	CN (China)
Unit type of package 1	PCE
Number of units in package 1	1
New Package 1 GTIN-13	3666916020050
Package 1 height	4 cm
Package 1 width	13 cm
Package 1 length	14 cm
Package 1 weight	0.35 kg
Unit type of package 2	S02

Number of units in package 2	25
New Package 2 GTIN 14	13666916020057
Package 2 height	15 cm
Package 2 width	30 cm
Package 2 length	40 cm
Package 2 weight	5.664 kg
Unit type of package 3	S03
Number of units in package 3	30
New Package 3 GTIN 14	23666916020054
Package 3 height	30 cm
Package 3 width	30 cm
Package 3 length	40 cm

Technical Drawings

Dimensions

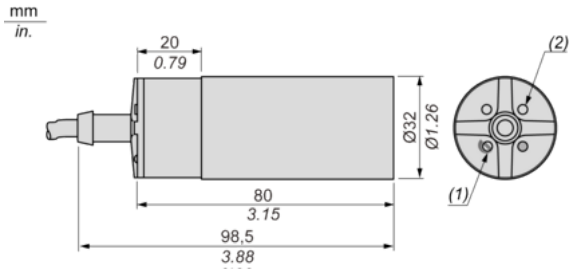

(1)
(2)

Dimensions

Mounting Accessory Included

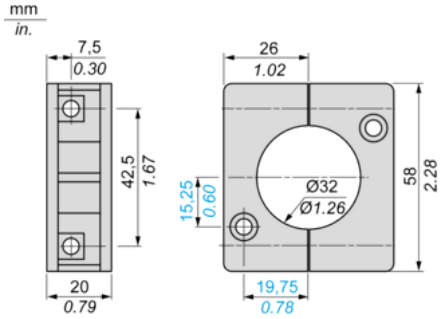

Setting-up

Minimum Mounting Distances (mm)

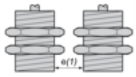

Minimum Mounting Distances (mm)

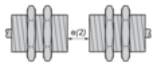

Minimum Mounting Distances (mm)

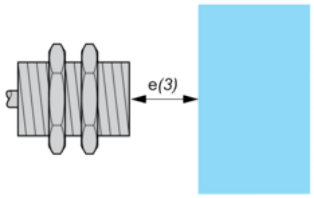

Minimum Mounting Distances (mm)

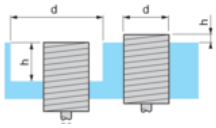

Side by side
e(1) ≥
Face to face
e(2) ≥
Facing a metal object
e(3) ≥
Mounted in support
d ≥
h ≥

Adjustment

Sensitivity Adjustment

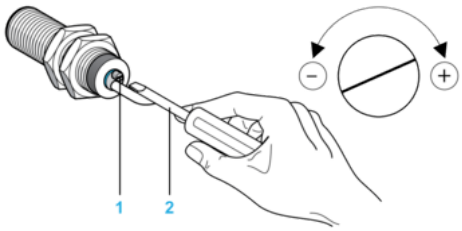

(1)
(2)

Wiring Diagram

Pre-cabled

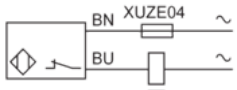

2-wire AC NC Output
(BU)
(BN)