

Product data sheet

XU2M18MB230

Photoelectric sensor XU2, thru-beam, Sn 15 m, 24...240 VAC/DC, cable 2 m

Main

Range of product	Telemecanique Photoelectric sensors XU
Series name	General purpose single mode
Sensor name	XU2
Electronic sensor type	Photo-electric sensor
Sensor design	Cylindrical M18
Kit composition	Transmitter + receiver XU2M18MC230T + XU2M18MB230R
Product specific application	Not applicable
ETIM classification	ETIM 9 - EC002716 - Through beam photoelectric sensor
Material	Metal
Lens material	PMMA
Enclosure material	Nickel plated brass
[Sn] nominal sensing distance	15-15 m thru beam
Maximum sensing distance	20 m
Wiring technique	2-wire
Diameter	18 mm
Detection system	Thru beam
Delay response	20 ms
Indivisible sale quantity	1

Complementary

Sensing range	> 5...15 m
Electrical connection	Cable
Cable length	2 m
Supply voltage limits	20-264 V AC/DC
[Us] rated supply voltage	24...240 V AC/DC
Supply circuit type	AC/DC
Switching capacity in mA	10...200 mA (to be used with 0.4 A quick-blow fuse in series with the load)
Maximum voltage drop	<6 V (closed state)
Emission	Infrared thru beam

The information provided in this documentation contains general descriptions and/or technical characteristics of the performance of the products contained herein.
This documentation is not intended as a substitute for and is not to be used for determining suitability or reliability of these products for specific user applications.
It is the duty of any such user or integrator to perform the appropriate and complete risk analysis, evaluation and testing of the products with respect to the relevant specific application or use thereof.
Neither TMSS Holding nor any of its affiliates or subsidiaries shall be responsible or liable for misuse of the information contained herein.

Setting-up	Sensitivity adjustment
Output type	Solid state
Type of output signal	Discrete
Add on output	Without
Discrete output function	1 NC
Status LED	1 LED (yellow) for output state, 1 LED (red) for instability
Delay first up	300 ms
Delay recovery	20 ms
Length	82 mm
Product weight	0.285 kg

Environment

IP degree of protection	IP67 double insulation conforming to IEC 60529
Ambient air temperature for operation	-25...55 °C
Ambient air temperature for operation	-25-55 °C
Ambient air temperature for storage	-40...70 °C
Shock resistance	30 gn (duration = 11 ms) conforming to IEC 60068-2-27
Vibration resistance	7 gn, amplitude = +/- 1.5 mm (f = 10-55 Hz) conforming to IEC 60068-2-6

Offer Sustainability

California proposition 65	WARNING: This product can expose you to chemicals including: Diisononyl phthalate (DINP), which is known to the State of California to cause cancer, and Di-isodecyl phthalate (DIDP), which is known to the State of California to cause birth defects or other reproductive harm. For more information go to www.P65Warnings.ca.gov

Warranty

Warranty	18 months

Packing Units

Country of origin	FR (France)
Unit type of package 1	PCE
Number of units in package 1	1
New Package 1 GTIN-13	3666916037256
Package 1 height	6.6 cm
Package 1 width	9.5 cm
Package 1 length	13.2 cm
Package 1 weight	0.285 kg
Unit type of package 2	S02
Number of units in package 2	11
New Package 2 GTIN 14	13666916037253

Package 2 height	15 cm
Package 2 width	30 cm
Package 2 length	40 cm
Package 2 weight	3.271 kg
Unit type of package 3	S03
Number of units in package 3	22
New Package 3 GTIN 14	23666916037250
Package 3 height	30 cm
Package 3 width	30 cm
Package 3 length	40 cm
Package 3 weight	6.235 kg

Technical Drawings

Dimensions

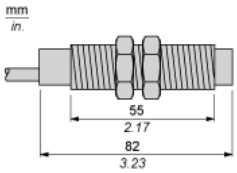

Wiring Schemes

2-wire AC or DC

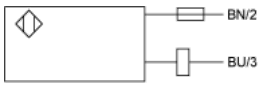

- BU : Blue
- BN : Brown

Wiring Schemes

Transmitter

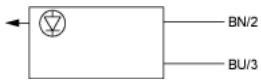

- BU : Blue
- BN : Brown
- BU : Blue
- BN : Brown

Detection Curves

Thru-beam System

