

Product data sheet

XUK0AKSAM12T

Photoelectric emitter XUK, thru-beam, Sn 30 m, 12...24 VDC, M12

Main

Range of product	Telemecanique Photoelectric sensors XU
Series name	General purpose multimode
Sensor name	XUK
Electronic sensor type	Photo-electric sensor transmitter
Sensor design	Compact 50 x 50
Product specific application	Not applicable
ETIM classification	ETIM 9 - EC002716 - Through beam photoelectric sensor
Material	Plastic
Lens material	PMMA
Enclosure material	PBT
[Sn] nominal sensing distance	30-30 m thru beam need a receiver
Maximum sensing distance	35 m thru beam
Wiring technique	3-wire
Detection system	Thru beam
Delay response	2 ms
Indivisible sale quantity	1

Complementary

Sensing range	> 15...30 m
Electrical connection	1 male connector M12, 4 pins
Supply voltage limits	10-36 V DC
[Us] rated supply voltage	12...24 V DC with reverse polarity protection
Supply circuit type	DC
Switching capacity in mA	<= 100 mA (overload and short-circuit protection)
Maximum voltage drop	<1.5 V (closed state)
Current consumption	20 mA no-load
Emission	Infrared thru beam
Setting-up	Without sensitivity adjustment
Switching frequency	250 Hz

The information provided in this documentation contains general descriptions and/or technical characteristics of the performance of the products contained herein.
This documentation is not intended as a substitute for and is not to be used for determining suitability or reliability of these products for specific user applications.
It is the duty of any such user or integrator to perform the appropriate and complete risk analysis, evaluation and testing of the products with respect to the relevant specific application or use thereof.
Neither TMSS Holding nor any of its affiliates or subsidiaries shall be responsible or liable for misuse of the information contained herein.

Status LED	1 LED (green) for supply on
Delay first up	300 ms
Delay recovery	2 ms
Height	50 mm
Width	18 mm
Depth	50 mm
Product weight	0.09 kg

Environment

IP degree of protection	IP65 double insulation conforming to IEC 60529
Ambient air temperature for storage	-40...70 °C
Shock resistance	30 gn (duration = 11 ms) conforming to IEC 60068-2-27
Vibration resistance	7 gn, amplitude = +/- 1.5 mm (f = 10-55 Hz) conforming to IEC 60068-2-6

Offer Sustainability

California proposition 65	WARNING: This product can expose you to chemicals including: Diisononyl phthalate (DINP), which is known to the State of California to cause cancer, and Di-isodecyl phthalate (DIDP), which is known to the State of California to cause birth defects or other reproductive harm. For more information go to www.P65Warnings.ca.gov

Warranty

Warranty	18 months

Packing Units

Country of origin	ID (Indonesia)
Unit type of package 1	PCE
Number of units in package 1	1
New Package 1 GTIN-13	3666916033470
Package 1 height	4.1 cm
Package 1 width	6.4 cm
Package 1 length	9.5 cm
Package 1 weight	0.09 kg
Unit type of package 2	S01
Number of units in package 2	15
New Package 2 GTIN 14	13666916033477
Package 2 height	15 cm
Package 2 width	15 cm
Package 2 length	40 cm
Package 2 weight	3.77 kg
Unit type of package 3	S02
Number of units in package 3	44

New Package 3 GTIN 14	23666916033474
Package 3 height	30 cm
Package 3 width	15 cm
Package 3 length	40 cm
Package 3 weight	3.2605 kg

Technical Drawings

Dimensions

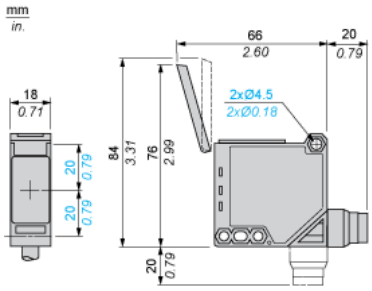

Mounting and Clearance

Possible Orientation of Elbowed Connector

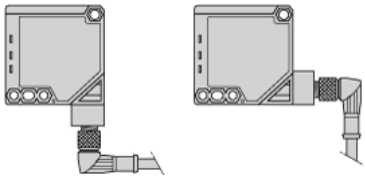

Wiring Schemes

M12 Connector

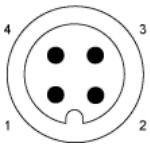

- 1 : (+)
- 2 : Alarm or beam break input (1)
- 3 : (-)
- 4 : OUT/Output
- (1) Beam break input on thru-beam transmitter only

Wiring Schemes

Thru-beam Transmitter DC

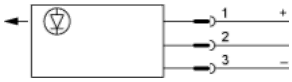

- 1 : (+)
- 2 : Alarm or beam break input (1)
- 3 : (-)
- 4 : OUT/Output
- (1) Beam break input on thru-beam transmitter only

Input 2:
- not connected: beam made
- connected to -: beam broken

Detection Curves

With Thru-beam Accessory (Thru-beam)

