

Product data sheet

XUK8ARCTL2

Photoelectric sensor XUK, BGS, Sn 0.7 m, 24...240 VAC/DC, cable 2 m, NO/NC

Main

Range of product	Telemecanique Photoelectric sensors XU
Series name	General purpose single mode
Sensor name	XUK
Electronic sensor type	Photo-electric sensor
Sensor design	Compact 50 x 50
Product specific application	Not applicable
ETIM classification	ETIM 9 - EC002719 - Light scanner with background masking
Material	Plastic
Lens material	PMMA
Enclosure material	PBT
[Sn] nominal sensing distance	0.75-0.75 m diffuse with background suppression
Maximum sensing distance	0.75 m diffuse with background suppression
Wiring technique	5-wire
Detection system	Diffuse with background suppression
Delay response	25 ms
Indivisible sale quantity	1

Complementary

Sensing range	> 0.1...5 m
Electrical durability	500000 cycles, cos f = 1 , operating rate <60 cyc/mn at 250 V
Electrical connection	Cable
Cable length	2 m
Cable composition	5 x 0.34 mm²
Supply voltage limits	20-264 V AC, 20-264 V DC
[Us] rated supply voltage	24...240 V AC/DC
Supply circuit type	AC/DC
Switching capacity in mA	3 A (cos φ = 1 for 0.5 million cycles at 1 operating cycle per second at 250 V)
Maximum voltage drop	<1.5 V (closed state)
Current consumption	<= 35 mA no-load

The information provided in this documentation contains general descriptions and/or technical characteristics of the performance of the products contained herein.
This documentation is not intended as a substitute for and is not to be used for determining suitability or reliability of these products for specific user applications.
It is the duty of any such user or integrator to perform the appropriate and complete risk analysis, evaluation and testing of the products with respect to the relevant specific application or use thereof.
Neither TMSS Holding nor any of its affiliates or subsidiaries shall be responsible or liable for misuse of the information contained herein.

Emission	Infrared diffuse with background suppression
Cable outer diameter	6 mm
Setting-up	Self teaching
Output type	Relay
Type of output signal	Discrete
Discrete output function	1 C/O
Switching frequency	20 Hz
Status LED	1 LED (green) for supply on, 1 LED (yellow) for output state
Delay first up	60 ms
Delay recovery	25 ms
Height	50 mm
Width	18 mm
Depth	50 mm
Product weight	0.15 kg

Environment

IP degree of protection	IP65 double insulation conforming to IEC 60529
Ambient air temperature for operation	-20...60 °C
Ambient air temperature for operation	-20-60 °C
Ambient air temperature for storage	-30...70 °C
Shock resistance	30 gn (duration = 11 ms) conforming to IEC 60947-5-2
Vibration resistance	7 gn (f = 10-55 Hz) conforming to IEC 60068-2-6

Offer Sustainability

California proposition 65	WARNING: This product can expose you to chemicals including: Diisononyl phthalate (DINP), which is known to the State of California to cause cancer, and Di-isodecyl phthalate (DIDP), which is known to the State of California to cause birth defects or other reproductive harm. For more information go to www.P65Warnings.ca.gov

Warranty

Warranty	18 months

Packing Units

Country of origin	ID (Indonesia)
Unit type of package 1	PCE
Number of units in package 1	1
New Package 1 GTIN-13	3666916037508
Package 1 height	13 cm
Package 1 width	4 cm
Package 1 length	9.5 cm

Package 1 weight	0.229 kg
Unit type of package 2	S02
Number of units in package 2	22
New Package 2 GTIN 14	13666916037505
Package 2 height	15 cm
Package 2 width	30 cm
Package 2 length	40 cm
Package 2 weight	5.553 kg
Unit type of package 3	CAR
Number of units in package 3	1
New Package 3 GTIN 14	23666916037502
Package 3 height	13.2 cm
Package 3 width	4 cm
Package 3 length	9.5 cm
Package 3 weight	0.181 kg

Technical Drawings

Dimensions

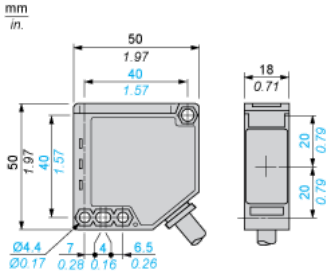

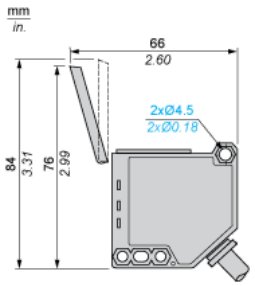

Connections and Schemes

Cable Connection, Relay Output

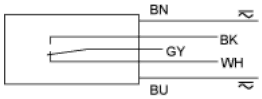

- AC/DC : BN (Blue)
- AC/DC : BN (Brown)
- Relay common : GY (Grey)
- NO : BK (Black), detection of object
- NC : WH (White), detection of object absence

Detection Curves

Variation of Usable Sensing Distance Su

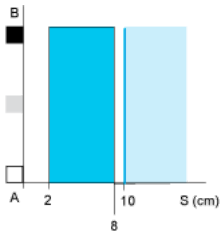

Variation of Usable Sensing Distance Su

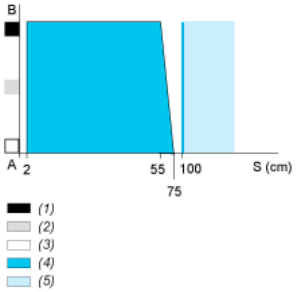

- A-B : Object reflection coefficient
- (1) Black 6%
- (2) Grey 18%
- (3) White 90%
- (4) Sensing range
- (5) Non sensing zone (matt surfaces)

Detection Curves

Detection Curves

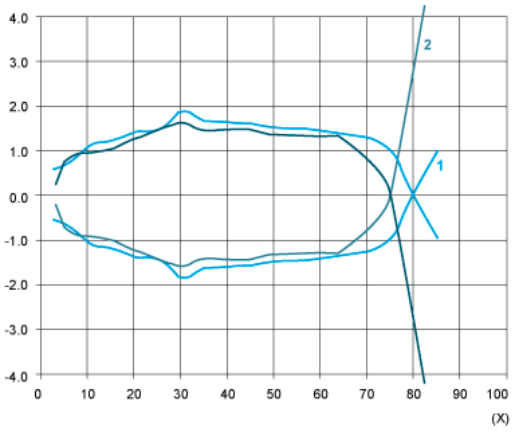

- A-B : Object reflection coefficient
- (1) Black 6%
- (2) Grey 18%
- (3) White 90%
- (4) Sensing range
- (5) Non sensing zone (matt surfaces)
- 1 : White 90%
- 2 : Grey 18%

Screen: 20 x 20 cm

Detection Curves

Relative Difference in Sensing Distances According to Object Colour

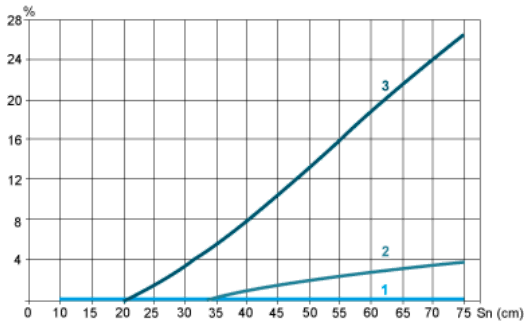

- A-B : Object reflection coefficient
- (1) Black 6%
- (2) Grey 18%
- (3) White 90%
- (4) Sensing range
- (5) Non sensing zone (matt surfaces)
- 1 : White 90%
- 2 : Grey 18%
- 1 : White 90%
- 2 : Grey 18%
- 3 : Black 6%