

Product data sheet

XUM0AKSAM8T

Photoelectric miniature emitter XUM, thru-beam, Sn 10 m, 12...24 VDC, M8

Main

Range of product	Telemecanique Photoelectric sensors XU
Series name	General purpose multimode
Sensor name	XUM
Electronic sensor type	Photo-electric sensor transmitter
Sensor design	Miniature
Product specific application	Not applicable
ETIM classification	ETIM 9 - EC002716 - Through beam photoelectric sensor
Material	Plastic
Lens material	PMMA
Enclosure material	PBT
[Sn] nominal sensing distance	10-10 m thru beam need a receiver
Maximum sensing distance	14 m thru beam
Wiring technique	3-wire
Detection system	Thru beam
Delay response	2 ms
Indivisible sale quantity	1

Complementary

Sensing range	> 5...15 m
Electrical connection	1 male connector M8, 4 pins
Supply voltage limits	10-36 V DC
[Us] rated supply voltage	12...24 V DC with reverse polarity protection
Supply circuit type	DC
Switching capacity in mA	<= 100 mA (overload and short-circuit protection)
Maximum voltage drop	<1.5 V (closed state)
Current consumption	20 mA no-load
Emission	Infrared thru beam
Setting-up	Self teaching
Switching frequency	250 Hz

The information provided in this documentation contains general descriptions and/or technical characteristics of the performance of the products contained herein.
This documentation is not intended as a substitute for and is not to be used for determining suitability or reliability of these products for specific user applications.
It is the duty of any such user or integrator to perform the appropriate and complete risk analysis, evaluation and testing of the products with respect to the relevant specific application or use thereof.
Neither TMSS Holding nor any of its affiliates or subsidiaries shall be responsible or liable for misuse of the information contained herein.

Status LED	1 LED (green) for supply on
Delay first up	100 ms
Delay recovery	2 ms
Height	45 mm
Width	12 mm
Depth	20 mm
Product weight	0.035 kg

Environment

IP degree of protection	IP67 conforming to IEC 60529
Ambient air temperature for storage	-40...70 °C
Shock resistance	30 gn (duration = 11 ms) conforming to IEC 60068-2-27
Vibration resistance	7 gn, amplitude = +/- 1.5 mm (f = 10-55 Hz) conforming to IEC 60068-2-6

Offer Sustainability

California proposition 65	WARNING: This product can expose you to chemicals including: Diisononyl phthalate (DINP), which is known to the State of California to cause cancer, and Di-isodecyl phthalate (DIDP), which is known to the State of California to cause birth defects or other reproductive harm. For more information go to www.P65Warnings.ca.gov

Warranty

Warranty	18 months

Packing Units

Country of origin	ID (Indonesia)
Unit type of package 1	PCE
Number of units in package 1	1
New Package 1 GTIN-13	3666916033555
Package 1 height	6.7 cm
Package 1 width	9.6 cm
Package 1 length	4.2 cm
Package 1 weight	0.035 kg
Unit type of package 2	S02
Number of units in package 2	44
New Package 2 GTIN 14	13666916033552
Package 2 height	15 cm
Package 2 width	30 cm
Package 2 length	40 cm
Package 2 weight	2.083 kg
Unit type of package 3	CAR
Number of units in package 3	1

New Package 3 GTIN 14	23666916033559
Package 3 height	6.7 cm
Package 3 width	9.6 cm
Package 3 length	4.2 cm
Package 3 weight	0.037 kg

Technical Drawings

Dimensions

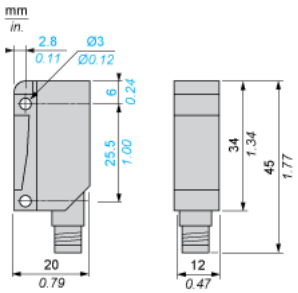

Mounting and Clearance

Possible Orientation of Elbowed Connector

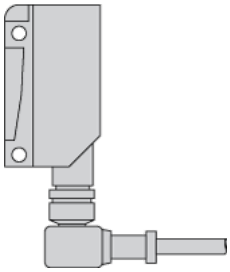

Wiring Schemes

M8 Connector

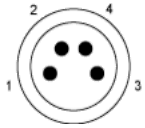

- 1 : (+)
- 2 : Beam break input (1)
- 3 : (-)
- 4 : OUT/Output
- (1) Beam break input on thru-beam transmitter only

Wiring Schemes

Thru-beam Function Transmitter

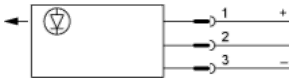

- 1 : (+)
- 2 : Beam break input (1)
- 3 : (-)
- 4 : OUT/Output
- (1) Beam break input on thru-beam transmitter only

Input 2:
- not connected: beam made
- connected to -: beam broken

Detection Curves

With Thru-beam Accessory (Thru-beam)

